

RAILROAD COMMISSION OF TEXAS

CHRISTI CRADDICK, *CHAIRMAN*
WAYNE CHRISTIAN, *COMMISSIONER*
JIM WRIGHT, *COMMISSIONER*

INTERNAL
OIL AND GAS DIVISION
CLAY WOODUL
ASSISTANT DIRECTOR, FIELD OPERATIONS

MEMORANDUM

TO: Chairman Christi Craddick
Commissioner Wayne Christian
Commissioner Jim Wright

THROUGH: Wei Wang, Executive Director ^{DS}
WOW
 Danny Sorrells, Assistant Executive Director ^{DS}
 Director, Oil and Gas Division DS

FROM: Clay Woodul, Assistant Director
Field Operations

DATE: April 24, 2024

SUBJECT: Oil Field Cleanup Program Quarterly Status Report, Fiscal Year 2024, 1st Quarter

Well Plugging:

The 1st quarter performance for State-Managed Plugging includes 313 wells plugged with a total expenditure of \$7,604,834 using Oil and Gas Regulation and Cleanup (OGRC) funds. This includes wells that have been physically plugged, invoiced by the plugging contractor, and approved for payment by Field Operations. Additionally, during the 1st quarter Field Operations approved 485 wells for plugging. A total of 391 wells were physically plugged through the end of the 1st quarter, of which, 313 have been invoiced and paid. The actual wells plugged and expenditure by district for fiscal years 2023 and 2024 and the well plugging goals by district for fiscal year 2024 are shown on the attached graphs. The fiscal year 2024 budget is \$22,750,000 in OGRC funds.

Site Remediation: The 1st quarter performance for Site Remediation includes 33 cleanup activities completed with a total expenditure of \$792,467.83 using OGRC funds. Additionally, during the 1st quarter 137 cleanup activities were authorized for cleanup with State funds. The actual remediation activities and expenditure by district for fiscal years 2023, and 2024 and the goals for the Site Remediation activities by district for fiscal year 2024 are shown on the attached graphs. The fiscal year 2024 budget is \$13,500,000.00 in OGRC funds, \$60,000 for Brownfield 128a grant funds, and \$64,233 in IJA grant funds for Brownfield activities.

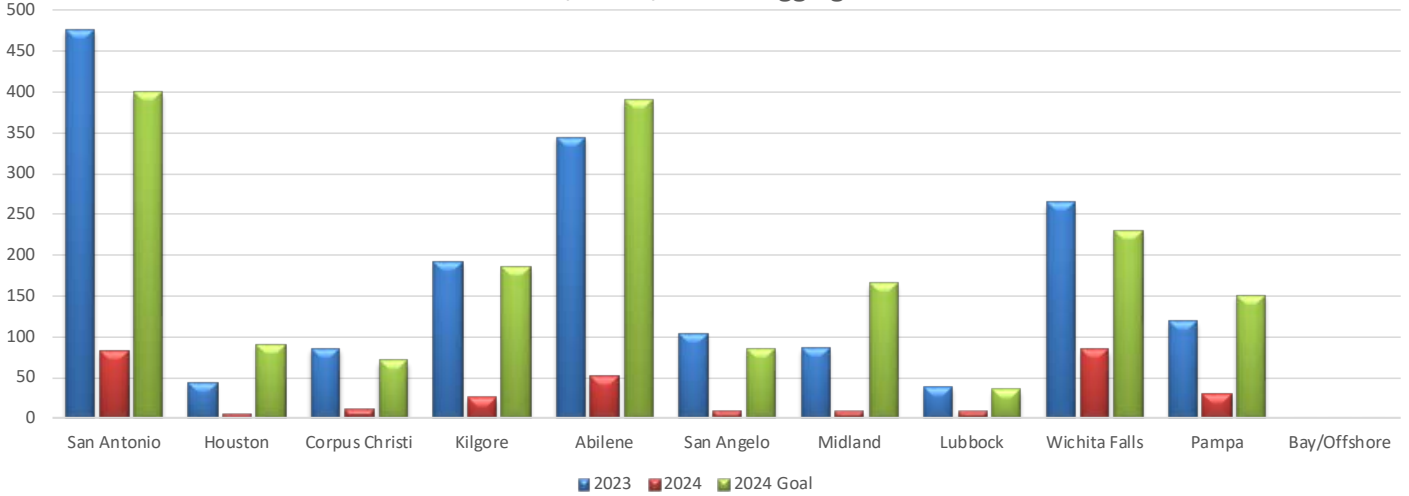
The Department of Interior Formula Grant was awarded in January 2024. The Legislative Performance Measures were established with the expectation that the grant would be in place at the beginning of the fiscal year. The delay in receiving the award may impact staff's ability to achieve the expected performance measures.

WKM

Attachments:

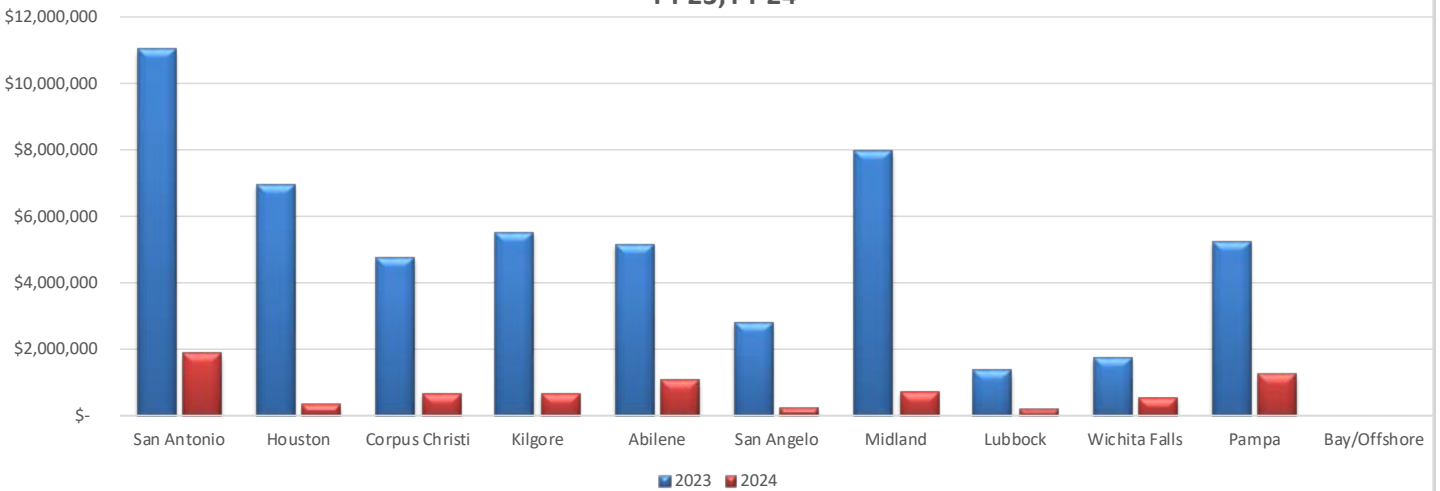
cc Wei Wang, Executive Director
Danny Sorrells, Director, Oil & Gas Division
Peter G. Pope, P.G., Manager, Site Remediation

**Oil Field Cleanup Program
State Managed Plugging
1st Quarter FY 2024
Wells Plugged
FY 23 , FY 24 , FY 24 Plugging Goal**

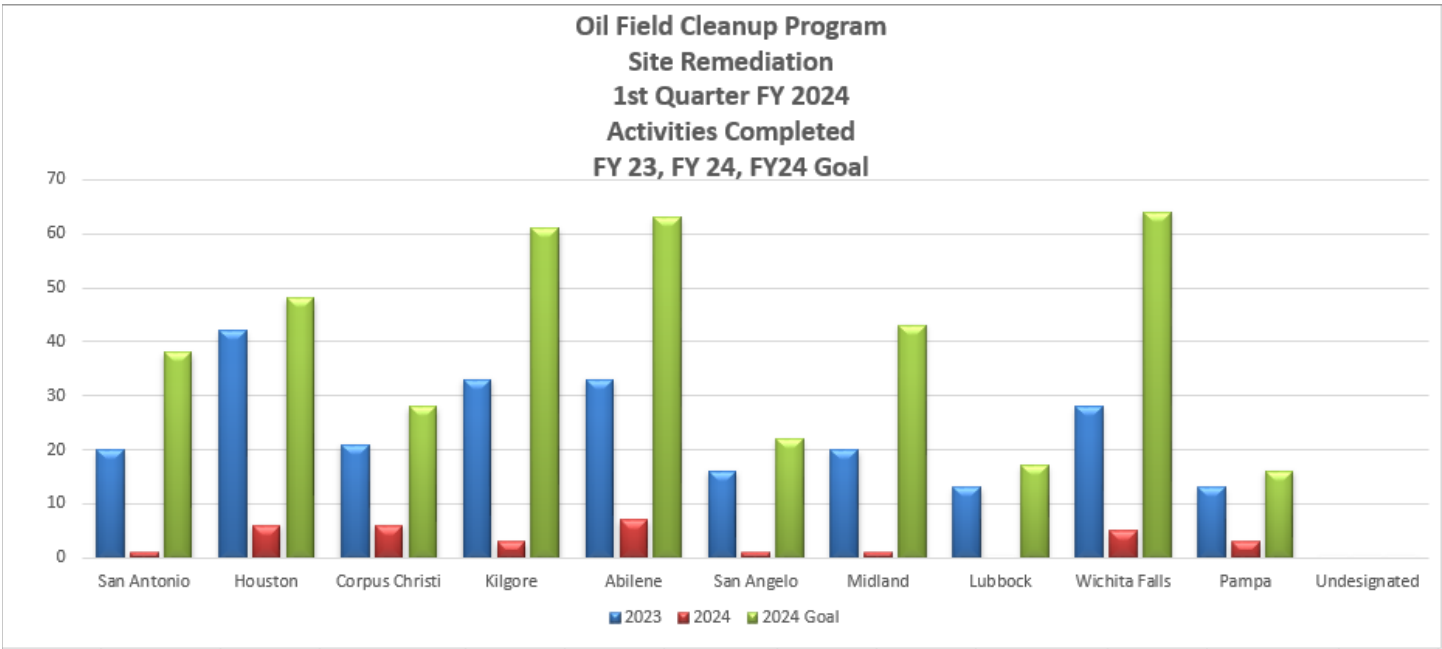


| | San Antonio | Houston | Corpus Christi | Kilgore | Abilene | San Angelo | Midland | Lubbock | Wichita Falls | Pampa | Bay/Offshore | Total |
|------------------|-------------|---------|----------------|---------|---------|------------|---------|---------|---------------|-------|--------------|-------|
| 2023 | 476 | 44 | 85 | 191 | 344 | 104 | 86 | 38 | 264 | 118 | 0 | 1,750 |
| 2024 | 83 | 5 | 10 | 25 | 51 | 9 | 8 | 8 | 84 | 30 | 0 | 313 |
| 2024 Goal | 400 | 90 | 70 | 185 | 390 | 85 | 165 | 35 | 230 | 150 | 0 | 1,800 |

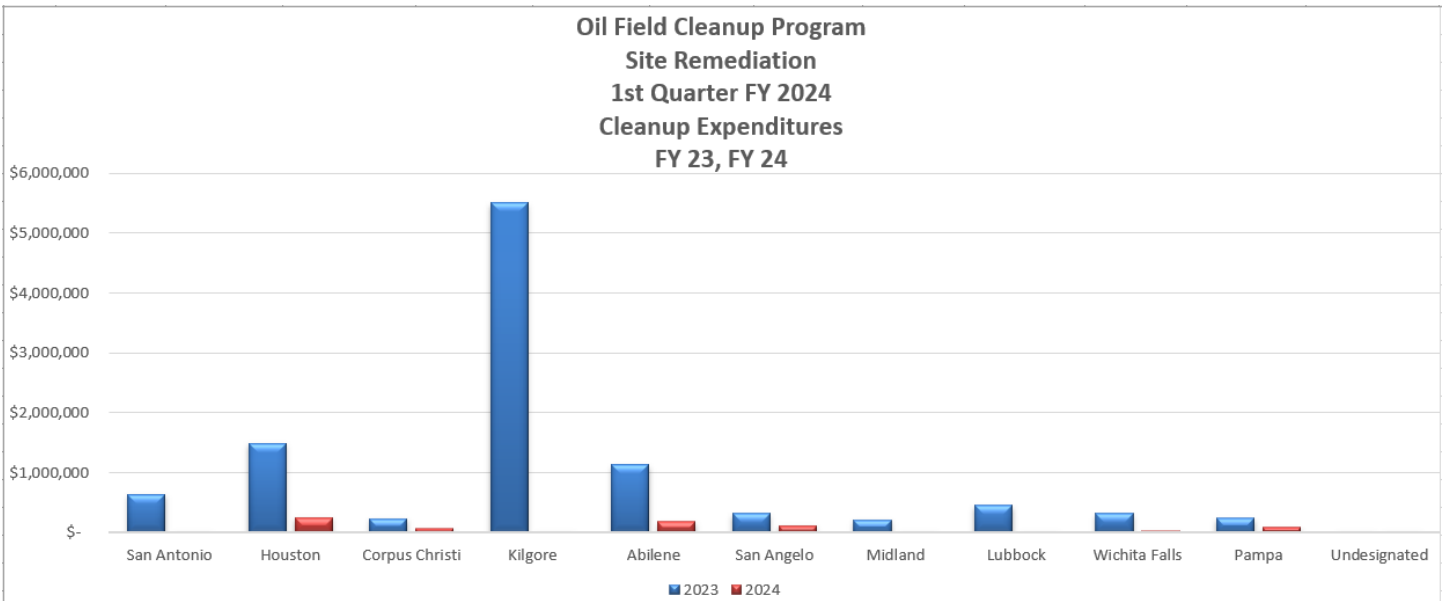
**Oil Field Cleanup Program
State Managed Plugging
1st Quarter FY 2024
Plugging Expenditures
FY 23, FY 24**



| | San Antonio | Houston | Corpus Christi | Kilgore | Abilene | San Angelo | Midland | Lubbock | Wichita Falls | Pampa | Bay/Offshore | Total |
|-------------|--------------|-------------|----------------|-------------|-------------|-------------|-------------|-------------|---------------|-------------|--------------|-------------|
| 2023 | \$11,022,295 | \$6,955,001 | \$ 4,768,607 | \$5,511,800 | \$5,152,185 | \$2,819,264 | \$7,973,292 | \$1,349,383 | \$ 1,753,133 | \$5,235,856 | \$ - | \$2,540,815 |
| 2024 | \$ 1,863,754 | \$ 328,791 | \$ 680,914 | \$ 687,517 | \$1,083,595 | \$ 248,490 | \$ 716,861 | \$ 199,938 | \$ 543,415 | \$1,251,563 | \$ - | \$7,604,835 |



| | San Antonio | Houston | Corpus Christi | Kilgore | Abilene | San Angelo | Midland | Lubbock | Wichita Falls | Pampa | Undesignated | Total |
|------------------|-------------|---------|----------------|---------|---------|------------|---------|---------|---------------|-------|--------------|-------|
| 2023 | 20 | 42 | 21 | 33 | 33 | 16 | 20 | 13 | 28 | 13 | 0 | 239 |
| 2024 | 1 | 6 | 6 | 3 | 7 | 1 | 1 | 0 | 5 | 3 | 0 | 33 |
| 2024 Goal | 38 | 48 | 28 | 61 | 63 | 22 | 43 | 17 | 64 | 16 | 0 | 400 |



| | San Antonio | Houston | Corpus Christi | Kilgore | Abilene | San Angelo | Midland | Lubbock | Wichita Falls | Pampa | Undesignated | Total |
|-------------|-------------|--------------|----------------|--------------|--------------|------------|------------|------------|---------------|------------|--------------|---------------|
| 2023 | \$ 642,786 | \$ 1,494,602 | \$ 237,048 | \$ 5,505,563 | \$ 1,133,550 | \$ 321,356 | \$ 217,312 | \$ 453,500 | \$ 320,932 | \$ 239,437 | \$ - | \$ 10,566,086 |
| 2024 | \$ 21,921 | \$ 249,927 | \$ 68,062 | \$ 23,229 | \$ 182,554 | \$ 118,681 | \$ 5,298 | \$ - | \$ 31,548 | \$ 91,250 | \$ - | \$ 792,468 |