

RAILROAD COMMISSION OF TEXAS

WAYNE CHRISTIAN, *CHAIRMAN*
CHRISTI CRADDICK, *COMMISSIONER*
JIM WRIGHT, *COMMISSIONER*

INTERNAL
OIL AND GAS DIVISION
CLAY WOODUL
ASSISTANT DIRECTOR, FIELD OPERATIONS

MEMORANDUM

TO: Chairman Wayne Christian
Commissioner Christi Craddick
Commissioner Jim Wright

THROUGH: Wei Wang, Executive Director ^{DS}
Danny Sorrells, Assistant Executive Director ^{DS}
Director, Oil and Gas Division

FROM: Clay Woodul, Assistant Director, Oil and Gas Division
Field Operations

DATE: June 28, 2022

SUBJECT: Oil Field Cleanup Program Quarterly Status Report, Fiscal Year 2022, 3rd Quarter

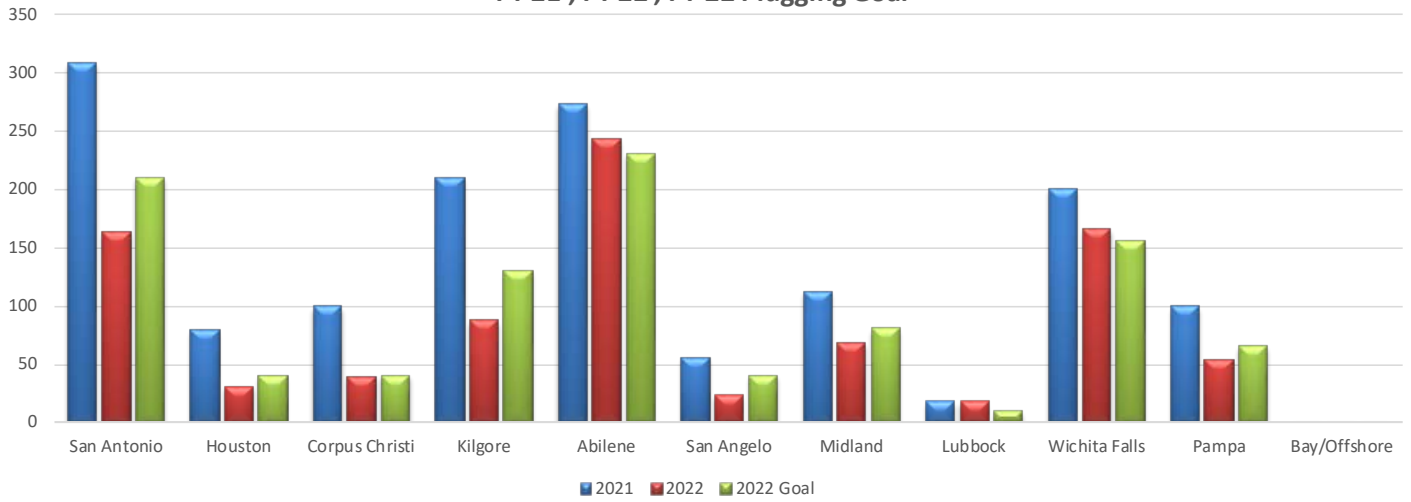
Well Plugging: The 3rd quarter performance for State-Managed Plugging includes 359 wells plugged with a total expenditure of \$10,459,762 using Oil and Gas Regulation and Cleanup (OGRC) and General Revenue funds. This includes wells that have been physically plugged, invoiced by the plugging contractor, and approved for payment by Field Operations. Additionally, during the 3rd quarter, 446 wells were approved for plugging with State funds. A total of 969 wells were physically plugged through the end of the 3rd quarter, of which, 892 have been invoiced and paid. The actual wells plugged and expenditure by district for fiscal years 2021 and 2022 and the well plugging goals by district for fiscal year 2022 are shown on the attached graphs. The fiscal year 2022 budget is \$29,502,603.

Site Remediation: The 3rd quarter performance for Site Remediation includes 52 cleanup activities completed with a total expenditure of \$1,176,883.42 using OGRC funds and 2 activities completed with a total expenditure of \$10,177.00 using Grant funds. Additionally, during the 3rd quarter 58 cleanup activities were authorized for cleanup with State funds. Through the end of the 3rd quarter, Site Remediation has completed and formally closed a total of 146 cleanup activities using OGRC funds, and 2 assessment activities using Grant funds. The actual remediation activities and expenditure by district for fiscal years 2021 and 2022 and the goals for the Site Remediation activities by district for fiscal year 2022 are shown on the attached graphs. The fiscal year 2022 budget is \$11,726,128.84.

WKM
Attachments:

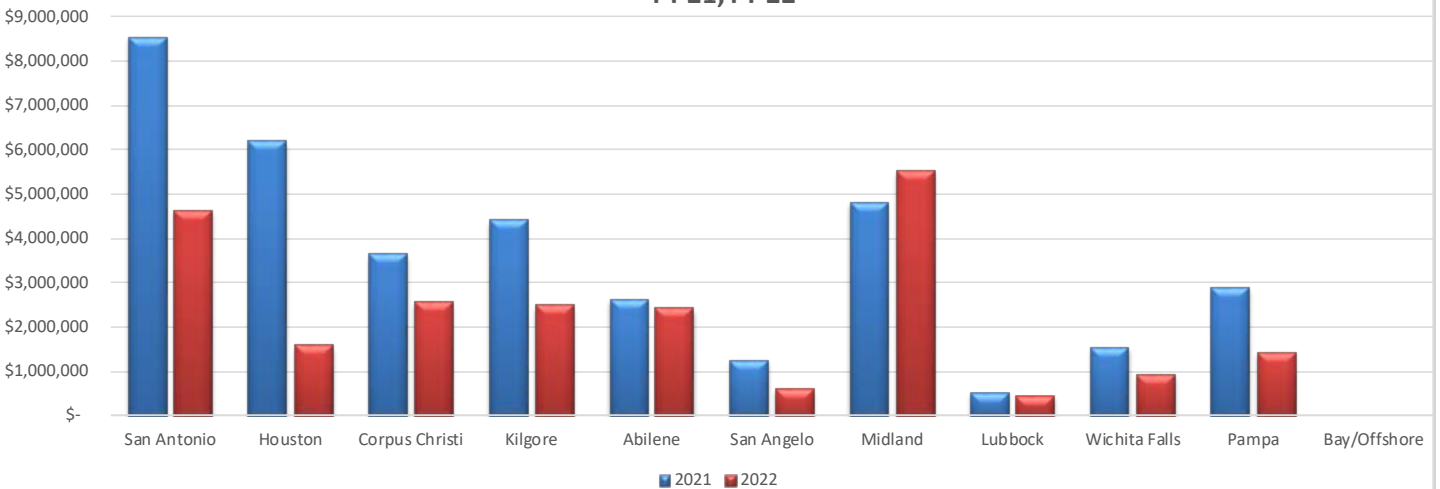
cc Wei Wang, Executive Director
Danny Sorrells, Director, Oil & Gas Division
Peter G. Pope, P.G., Manager, Site Remediation

**Oil Field Cleanup Program
State Managed Plugging
3rd Quarter FY 2022
Wells Plugged
FY 21 , FY 22 , FY 22 Plugging Goal**

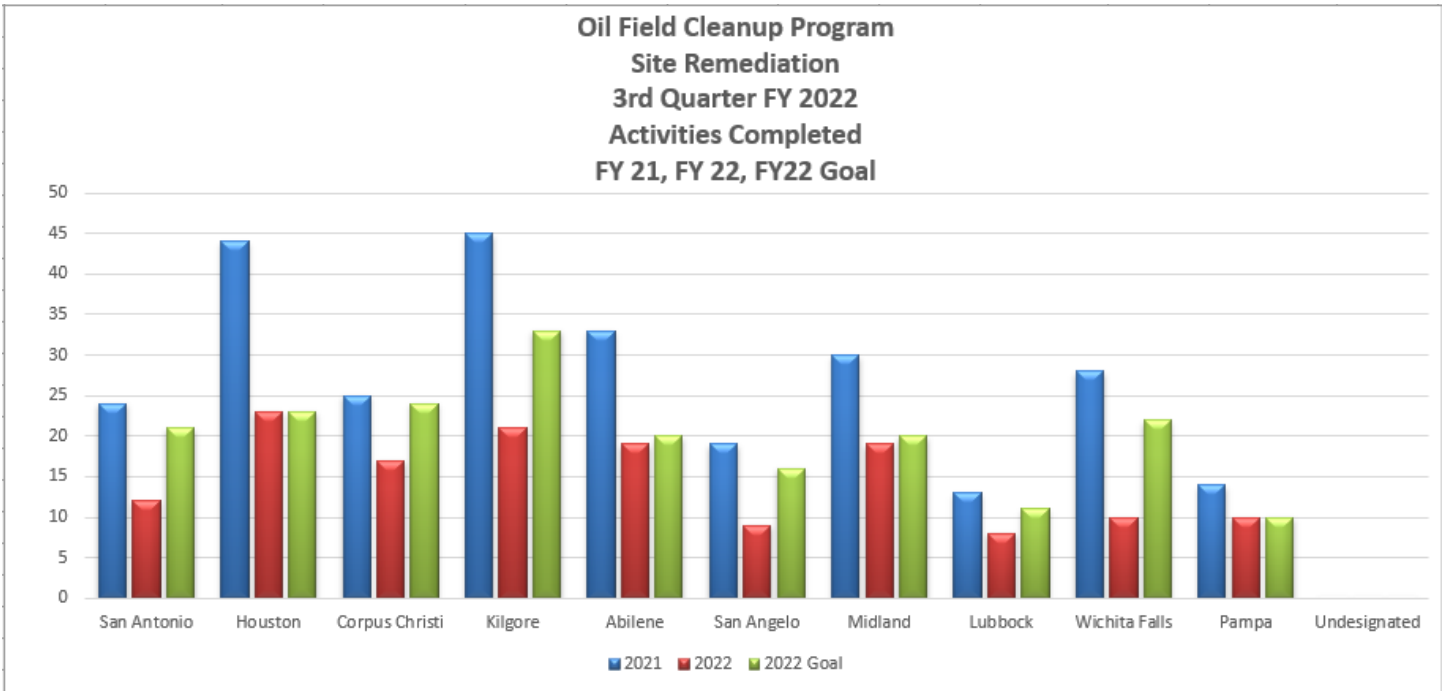


	San Antonio	Houston	Corpus Christi	Kilgore	Abilene	San Angelo	Midland	Lubbock	Wichita Falls	Pampa	Bay/Offshore	Total
2021	308	79	99	210	273	55	112	18	200	99	0	1,453
2022	163	31	39	87	243	23	68	18	166	54	0	892
2022 Goal	210	40	40	130	230	40	80	10	155	65	0	1,000

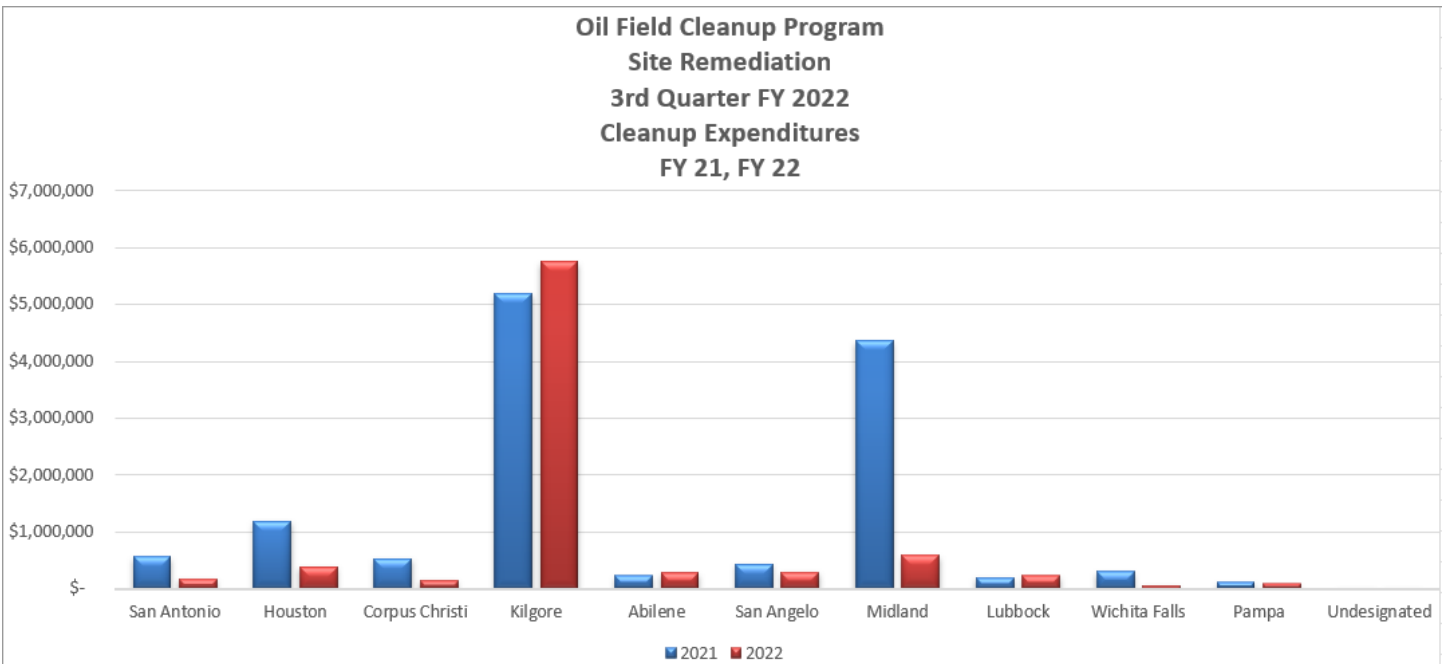
**Oil Field Cleanup Program
State Managed Plugging
3rd Quarter FY 2022
Plugging Expenditures
FY 21, FY 22**



	San Antonio	Houston	Corpus Christi	Kilgore	Abilene	San Angelo	Midland	Lubbock	Wichita Falls	Pampa	Bay/Offshore	Total
2021	\$ 8,537,120	\$ 6,172,587	\$ 3,634,713	\$ 4,392,386	\$ 2,594,850	\$ 1,238,570	\$ 4,809,155	\$ 515,475	\$ 1,515,856	\$ 2,877,808	\$ -	36,288,519
2022	\$ 4,632,323	\$ 1,567,274	\$ 2,551,418	\$ 2,482,219	\$ 2,403,976	\$ 604,802	\$ 5,508,373	\$ 443,001	\$ 925,314	\$ 1,419,913	\$ -	22,538,613



	San Antonio	Houston	Corpus Christi	Kilgore	Abilene	San Angelo	Midland	Lubbock	Wichita Falls	Pampa	Undesignated	Total
2021	24	44	25	45	33	19	30	13	28	14	0	275
2022	12	23	17	21	19	9	19	8	10	10	0	148
2022 Goal	21	23	24	33	20	16	20	11	22	10	0	200



	San Antonio	Houston	Corpus Christi	Kilgore	Abilene	San Angelo	Midland	Lubbock	Wichita Falls	Pampa	Undesignated	Total
2021	\$ 565,132	\$ 1,189,169	\$ 529,316	\$ 5,198,567	\$ 225,487	\$ 432,888	\$ 4,361,002	\$ 195,433	\$ 300,588	\$ 118,599	\$ -	\$ 13,116,181
2022	\$ 175,424	\$ 386,288	\$ 145,550	\$ 5,758,446	\$ 272,787	\$ 289,684	\$ 588,378	\$ 225,798	\$ 58,901	\$ 88,601	\$ -	\$ 7,989,857